

SECTION 5 – Parking, Loading, and Stacking

5.1 APPLICABILITY

- a) The provisions of Section 5 herein shall only apply at such time as there is:
- i) A change in *use*; and/or,
 - ii) An increase in *gross floor area* on the *lot*; and/or,
 - iii) A change in the amount, size and/or location of *parking spaces*, *driveways*, or *drive aisles*.
- b) Despite Subsection a) i), the provisions of Section 5 herein shall not apply to *existing parking spaces*, *existing loading spaces*, *existing stacking spaces* or *existing stacking lanes* on a *lot* where there is a change of *use* within an *existing building* or *existing structure* and:
- i) There is no increase in *gross floor area* on the *lot*, and,
 - ii) The *Class B bicycle parking* provisions are complied with; and,
 - iii) The number of *existing parking spaces* and *stacking spaces* that remain on the *lot* is equal to or greater than the minimum *parking spaces* and minimum *stacking spaces* required for the *new use* in accordance with Table 5-5 and Table 5-7.

5.2 PARKING PROVISIONS

- a) *Parking spaces* and *bicycle parking stalls* shall be provided and maintained for each *use* located on a *lot* and shall be located on the same *lot* as the *use(s)* requiring the *parking spaces* and *bicycle parking stalls*. Land used for a *hydro corridor* on the same *lot* as the *use(s)* requiring the *parking spaces* and *bicycle parking stalls* may be used for required *parking spaces* and *bicycle parking stalls*.
- b) Despite Subsection a), *parking spaces*, other than *barrier-free accessible parking spaces*, *electric vehicle parking spaces*, or *visitor parking spaces* may be located on another *lot* within 400 metres of the *lot* containing the *use* requiring the *parking spaces*. These *parking spaces* shall not be located on a *lot* within a *residential zone*, or *OSR*, *NHC*, or *EUZ zone* unless it is within the same *zone* as the *use* requiring the *parking spaces*.
- c) Where required *parking spaces* are provided in accordance with Subsection b), required *parking spaces* may be located on land used for a *hydro corridor* provided that it is an *OSR zone*.

- d) Where required *parking spaces* are provided in accordance with Subsection b), the owner of both *lots* shall enter into an agreement with the *City* to be registered against the title of both *lots* to guarantee that the land required for *parking spaces* shall continue to be *used* only for such purpose until *parking spaces* are provided on the same *lot* as the *use* requiring the *parking spaces*.
- e) Despite Subsection d), where required *parking spaces* are provided in accordance with Subsection b) and are located within a *hydro corridor*, the agreement shall be registered on the title of only the *lot* containing the *use* for which the *parking spaces* are required.
- f) A *parking space* within the required minimum shall not be used to store or display *motor vehicles* or *major recreational equipment* for sale or rental.

5.3 **PARKING SPACE AND PARKING LOT PROVISIONS**

- a) Where a *parking lot* is situated on a *lot* and abuts a *residential zone*, a visual barrier shall be provided and maintained between the *parking lot* and such abutting residential *lot line* in accordance with Section 4.18 herein.
- b) All *parking lots* shall be provided with adequate means of ingress and egress to and from a *street* or *lane* in a forward motion, and shall be arranged so as not to interfere with the normal public *use* of a *street* or *lane*.
- c) *Parking spaces*, *drive aisles*, *driveways*, and *parking lots* shall be provided and maintained with stable surfaces such as asphalt, concrete, or other hard-surfaced material as approved by the Director of Planning or designate.
- d) All required *visitor parking spaces* shall be clearly identified, demarcated, and reserved at all times.

5.3.1 **Parking Space Dimensions**

Parking spaces shall be provided in accordance with Table 5-1.

Table 5-1: Regulations for Parking Space Dimensions

Type of Parking Space	Minimum Dimensions
<i>Angled parking space</i>	2.6 m in width and 5.5 m in length (1)
<i>Parallel parking space</i> (interior space)	2.4 m in width and 6.7 m in length (2)(3)
<i>Parallel parking space</i> (end space)	2.4 m in width and 5.5 m in length (2)(3)(4)
<i>Parking space</i> within a <i>private garage</i>	3 m in width and 5.5 m in length (5)

Additional Regulations for Parking Space Dimensions Table 5-1

- (1) Where 10 or more parking spaces are required, a maximum of 10 percent of the total *angled parking spaces* may be reduced to a minimum of 2.4 metres in width and a minimum of 4.8 metres in length and where reduced, shall be clearly identified, demarcated, and reserved for compact *motor vehicles*.

- (2) Where 10 or more *parking spaces* are required, a maximum of 10 percent of the total *parallel parking spaces* may be reduced by a maximum of 0.7 metres in length and where reduced, shall be clearly identified, demarcated, and reserved for compact *motor vehicles*.
- (3) A *parallel parking space* adjacent to a wall or obstruction shall have an *access aisle*. The *access aisle* shall be located between the *parking space* and the wall or obstruction, shall be a minimum of 1.5 metres in width, and shall extend the full length of the *parking space*.
- (4) Shall be located a minimum of 1.5 metres from any *street, lane, drive aisle, curb, or obstruction*.
- (5) Where 2 or more required parking spaces are located within a private garage, the minimum width of the first space is 3 metres and 2.6 metres for every additional parking space.

5.3.2 Location of Parking Spaces for Non-Residential Uses and Mixed Use Buildings

- a) *Parking spaces, loading spaces, display areas for motor vehicles or major recreational equipment for sale or rental, or drive aisles* shall not be located within 3 metres of a *street line*.
- b) Despite Subsection a), in any MIX zone, *parking spaces, loading spaces, or drive aisles* shall not be located within 4.5 metres of a *street line*.
- c) Despite Subsection a), in any UGC zone, *parking spaces, loading spaces, or drive aisles* may be located 1.0 metre from a *street line* provided that a landscaped wall is constructed to partially screen parking from view. Such landscaped wall shall be a minimum of 0.9 metres in height and a maximum of 1.2 metres in height, and shall be approved by the Director of Planning or designate.
- d) Despite Subsections a) through c), *parking spaces, loading spaces, display areas for motor vehicles or major recreational equipment for sale or rental, or drive aisles* that are located within a *building* are subject to *setback* regulations in the applicable zone.

5.3.3 Location of Parking Spaces for Residential Uses

- a) On a *lot* containing a *single detached dwelling, semi-detached dwelling, additional dwelling unit(s) (attached), additional dwelling unit (detached), small residential care facility, lodging house* having less than 9 residents, or *home occupation*:
 - i) *Parking spaces* shall be located a minimum distance of 6 metres from a *street line*;

- ii) Despite Subsection i), where two or more *parking spaces* are required, one *parking space* may locate on the *driveway* within 6 metres of the *front lot line* or *exterior side lot line* and may be a *tandem parking space*; and,

Illustration 5-1: One Tandem Parking Space – Option A

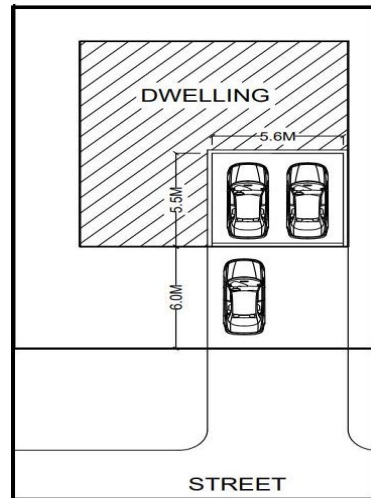
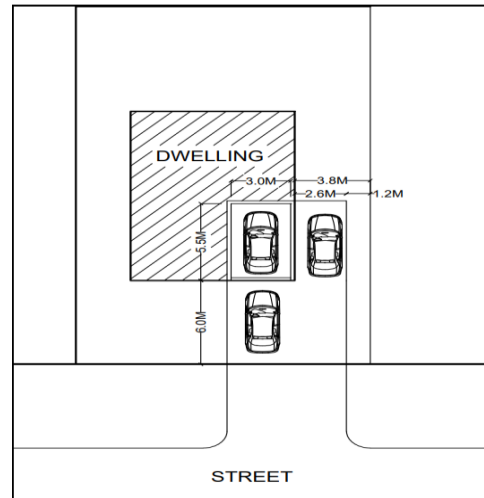


Illustration 5-2: One Tandem Parking Space – Option B

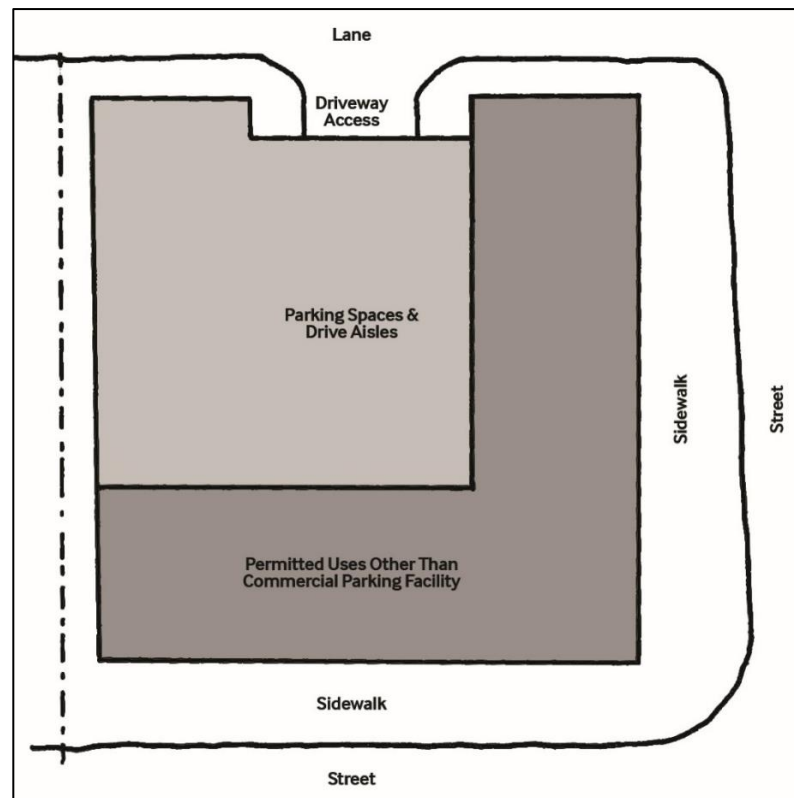


- iii) Despite Subsection ii) where three *parking spaces* are required on a *lot* that contains an *additional dwelling unit (attached)* and an *additional dwelling unit (detached)*, one *parking space* may locate on the *driveway* within 6 metres of the *front lot line* or *exterior side lot line* and two *parking spaces* may be *tandem parking spaces*; and
- iv) Not more than one *parking space* for a *home occupation* may be located in a *rear yard*, except in the case of a *corner lot*, a *through lot*, or a *lot* abutting a *lane*.
- b) On a *lot* containing a *street townhouse dwelling*:
- i) *parking spaces* shall be located a minimum distance of 6 metres from a *street line*.
- c) On a *lot* containing a *multiple dwelling, dwelling unit, cluster townhouse dwelling, lodging house* having 9 residents or more, or a *large residential care facility*:
- i) *parking spaces* shall not be located within the *front yard* or within the *exterior side yard*. In no case shall any *parking spaces* be located within 3 metres of the *front lot line, exterior side lot line* or *street line*; and,
- ii) despite Subsection i), *parking spaces, loading spaces, or drive aisles* located in an enclosed portion of a *building* entirely below *grade*, may have a minimum *setback* of 0 metres from a *front lot line, side lot line, and rear lot line*.

5.3.4 Location of Parking Spaces on the Ground Floor of a Building

- a) In a UGC zone, or MIX zone, or on a lot with a multiple dwelling, parking spaces and drive aisles within a building shall not be located on the ground floor of such building.
- b) Despite Subsection a), parking spaces and drive aisles may be located on the ground floor of a building where:
 - i) the ground floor of the building has one or more permitted uses other than a commercial parking facility that abut the street line façade; and,
 - ii) parking spaces and drive aisles are located entirely behind the area on the ground floor devoted to the permitted uses in Subsection i) for the entire length of the street line façade, except for access.

Illustration 5-3: Location of Parking Spaces on the Ground Floor of a Building

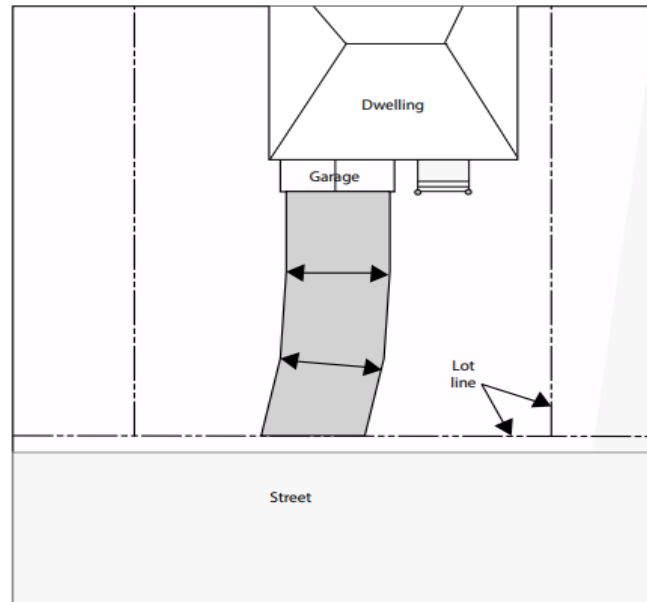


5.4 DRIVEWAY AND GARAGE PROVISIONS FOR RESIDENTIAL USES

- a) For all residential uses other than large residential care facilities, multiple dwellings containing 4 or more dwelling units, and mixed use buildings, a required parking space shall have direct access from a street or lane via a driveway.
- b) A maximum of one driveway with one access point from each street or lane shall be permitted on a lot, except in the case of:

- i) A *lot* having a minimum *lot width* of 30 metres, where a maximum of two *driveways* may be permitted; and,
 - ii) A *semi-detached dwelling*, where each *dwelling unit* may have one *driveway*.
- c) For the purposes of Section 5.4 the calculation of *driveway* width is measured along the entire length of the *driveway* perpendicular from the edge.

Illustration 5-4: Measuring driveway width



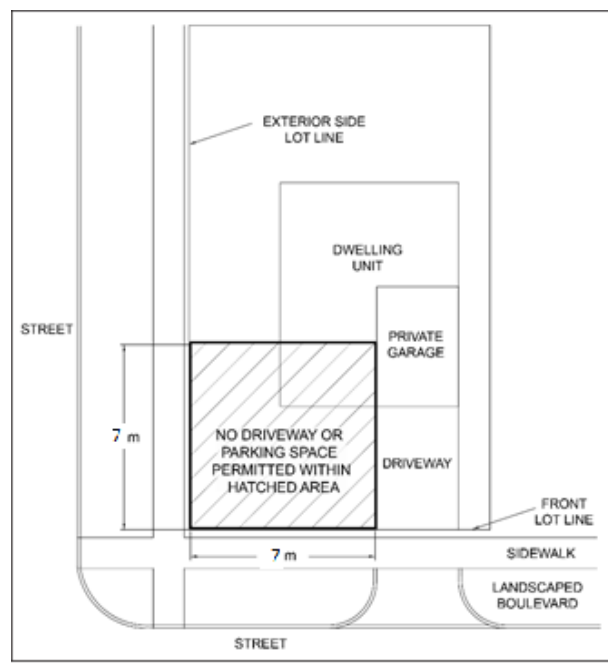
- d) A *driveway* shall be a minimum of 2.6 metres in width.
- e) The provisions in Table 5-2 apply to *single detached dwellings*, *semi-detached dwellings*, and *street townhouse dwellings* with or without *additional dwelling unit(s)*.
- f) Despite any provision in Table 5-2 and 5-3 a *driveway* associated with a *single detached dwelling*, *semi-detached dwelling* or *street townhouse dwelling* may not exceed 8.0 metres in width.

Table 5-2: Private Garage Width and Driveway Width Regulations by Use

Residential Use	Maximum private garage width	Maximum driveway width with an attached private garage	Maximum driveway width without an attached private garage
<p>Single Detached Dwelling</p> <p>See Table 5-3 if <i>lot</i> is within Appendix C – Central Neighbourhoods.</p>	65% of the width of the front <i>façade</i> closest to the <i>street</i> at <i>grade</i>	<p>50% of the <i>lot width</i> or a <i>driveway</i> may be as wide as the attached <i>garage</i>.</p> <p>The <i>driveway</i> may extend beyond the width of the attached <i>garage</i> to a maximum total width of 50% of the <i>lot</i>, and shall be located no closer than the required <i>side yard setback</i> of the <i>dwelling</i>.</p> <p>Per Section 5.4 f), no <i>driveway</i> shall exceed 8 metres in width.</p>	<p>50% of the <i>lot width</i>.</p> <p>Per Section 5.4 f), no <i>driveway</i> shall exceed 8 metres in width.</p>
<p>Semi-Detached Dwelling</p> <p>See Table 5-3 if <i>lot</i> is within Appendix C – Central Neighbourhoods.</p>	60% of the width of the front <i>façade</i> closest to the <i>street</i> at <i>grade</i>	<p>50% of the <i>lot width</i> or 5.2 metres, whichever is less, and a <i>driveway</i> may be as wide as the attached <i>garage</i>.</p> <p>The <i>driveway</i> may extend beyond the width of the attached <i>garage</i> to a maximum total width of 50% of the <i>lot</i>, and shall be located no closer than the required <i>side yard setback</i> of the <i>dwelling</i> which is not located along the common wall of the same <i>dwelling</i>.</p> <p>Per Section 5.4 f), no <i>driveway</i> shall exceed 8 metres in width.</p>	<p>The lesser of, 50% of the <i>lot width</i> or 5.2 metres, whichever is less.</p> <p>Per Section 5.4 f), no <i>driveway</i> shall exceed 8 metres in width.</p>
<p>Street Townhouse Dwelling</p> <p>See Table 5-3 if <i>lot</i> is within Appendix C – Central Neighbourhoods.</p>	60% of the width of the front <i>façade</i> closest to the <i>street</i> at <i>grade</i>	<p>60% of the <i>lot width</i> or 5.2 metres, whichever is less.</p> <p>The <i>driveway</i> may extend beyond the width of the attached <i>garage</i> to a maximum total width of 60% of the <i>lot</i>; Exterior end unit <i>driveways</i> shall be located no closer than the required <i>side yard setback</i> of the <i>dwelling</i> which is not located along the common wall of the same <i>dwelling</i>.</p> <p>Per Section 5.4 f), no <i>driveway</i> shall exceed 8 metres in width.</p>	<p>60% of the <i>lot width</i> or 5.2 metres, whichever is less.</p> <p>Per Section 5.4 f), no <i>driveway</i> shall exceed 8 metres in width.</p>

- a) For lands identified on [Appendix C \(Central Neighbourhoods\)](#), and within a *low-rise residential zone* an attached *private garage* associated with a *single detached dwelling*, *semi-detached dwelling*, or *street townhouse*; with or without an *additional dwelling unit(s)* shall not project beyond the front *façade* of the habitable at grade portion of the *dwelling unit*.
- b) For lands not identified on [Appendix C \(Central Neighbourhoods\)](#), an attached *private garage* associated with a *single detached dwelling*, *semi-detached dwelling* or *street townhouse dwelling*; with or without an *additional dwelling unit(s)*:
- i) An attached *private garage* may project beyond the front *façade* of the habitable portion of the *dwelling unit* a maximum of 1.8 metres.
 - ii) Where a *private garage* projects beyond the habitable portion of the front *façade* of the *dwelling unit*, a *porch* abutting the *private garage* shall be provided in accordance with Section 4.14.7.
 - iii) A *private garage* shall not project beyond the front of a *porch*.
- c) On a *corner lot* no *driveway*, or *parking space* shall be located within the *front yard* for a distance of 7 metres from the *exterior side lot line*, and the same shall not be located within the *exterior side yard* for a distance of 7 metres from the *front lot line*, measured from the intersecting point of the *front lot line* and the *exterior side lot line*.

Illustration 5-5: Corner lot driveway location



- d) Within a *front yard, interior side yard, exterior side yard* or *rear yard* motor vehicles shall only be parked within a *private garage* or on a *driveway* that conforms to Section 5.3.
- e) The *driveway* shall be comprised of a material that is consistent throughout the *driveway*, and that is distinguishable from all other ground cover or surfacing including landscaping or walkways within the *front yard, interior side yard, exterior side yard, or rear yard*.

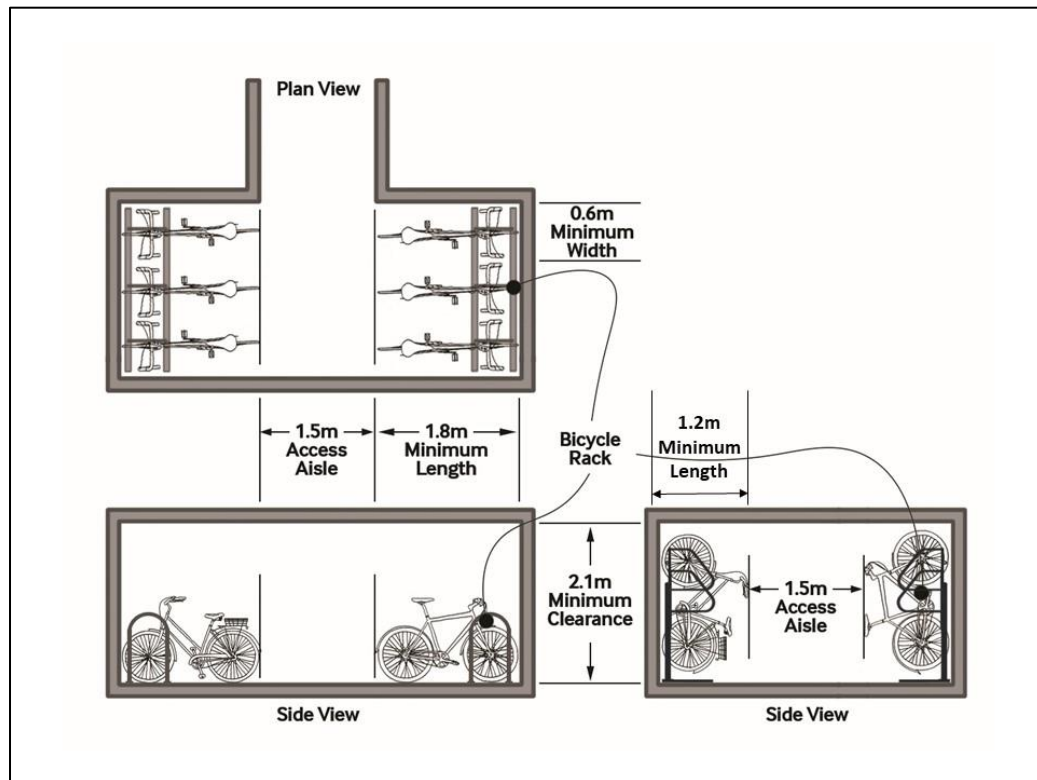
Table 5-3: Private Garage Width and Driveway Width Regulations by Use for lands identified on [Appendix C – Central Neighbourhoods](#)

Residential Use	Maximum private garage width	Maximum driveway width with an attached garage	Maximum driveway width without an attached garage
<p>Single Detached Dwelling</p> <p>On a lot within Appendix C – Central Neighbourhoods. For all other areas, see Table 5-2.</p>	50% of the width of the front <i>façade</i> closest to the <i>street</i> at <i>grade</i>	<p>40% of the <i>lot width</i> or a <i>driveway</i> may be as wide as the attached <i>garage</i></p> <p>The <i>driveway</i> may extend beyond the width of the attached <i>garage</i> to a maximum total width of 40% of the <i>lot</i>; and shall be located no closer than the required <i>side yard setback</i> of the <i>dwelling</i> which is not located along the common wall of the same <i>dwelling</i>.</p> <p>Per Section 5.4 f), no <i>driveway</i> shall exceed 8 metres in width.</p>	<p>40% of the <i>lot width</i>.</p> <p>Per Section 5.4 f), no <i>driveway</i> shall exceed 8 metres in width.</p>
<p>Semi-Detached Dwelling</p> <p>On a lot within Appendix C – Central Neighbourhoods. For all other areas, see Table 5-2.</p>	50% of the width of the front <i>façade</i> closest to the <i>street</i> at <i>grade</i>	<p>40% of the <i>lot width</i> or 5.2 metres, whichever is less, and a <i>driveway</i> may be as wide as the attached <i>garage</i>.</p> <p>The <i>driveway</i> may extend beyond the width of the attached <i>garage</i> to a maximum total width of 40% of the <i>lot</i>; and shall be located no closer than the required <i>side yard setback</i> of the <i>dwelling</i> which is not located along the common wall of the same <i>dwelling</i>.</p> <p>Per Section 5.4 f), no <i>driveway</i> shall exceed 8 metres in width.</p>	<p>40% of the <i>lot width</i> or 5.2 metres, whichever is less.</p> <p>Per Section 5.4 f), no <i>driveway</i> shall exceed 8 metres in width.</p>
<p>Street Townhouse Dwelling</p> <p>On a lot within Appendix C – Central Neighbourhoods. For all other areas, see Table 5-2.</p>	60% of the width of the front <i>façade</i> closest to the <i>street</i> at <i>grade</i>	<p>60% of the <i>lot width</i> or 5.2 metres, whichever is less, and a <i>driveway</i> may be as wide as the attached <i>garage</i>.</p> <p>The <i>driveway</i> may extend beyond the width of the attached <i>garage</i> to a maximum total width of 60% of the <i>lot</i>; Exterior end unit <i>driveways</i> shall be located no closer than the required <i>side yard setback</i> of the <i>dwelling</i>.</p> <p>Per Section 5.4 f), no <i>driveway</i> shall exceed 8 metres in width.</p>	<p>60% of the <i>lot width</i> or 5.2 metres, whichever is less.</p> <p>Per Section 5.4 f), no <i>driveway</i> shall exceed 8 metres in width.</p>

5.5 **BICYCLE PARKING STALL PROVISIONS**

- a) *Class A bicycle parking stalls* shall only be required for *buildings* or portions of *buildings* that were not existing on the effective date of the By-law.
- b) *Class A bicycle parking stalls* shall be located within a *building, structure, and/or bicycle locker*.
- c) *Bicycle parking stalls* shall be a minimum of 1.8 metres in length, a minimum of 0.6 metres in width, and overhead clearance in covered spaces shall be a minimum of 2.1 metres. Despite the above, where a *bicycle parking stall* provides for vertical storage of a bicycle, the minimum length may be reduced to 1.2 metres.
- d) Despite Subsections a) and c), where a *Class A bicycle parking stall* is located within a *bicycle locker*, overhead clearance shall not be required.
- e) *Bicycle parking stalls* shall abut an *access aisle* which shall be a minimum of 1.5 metres in width.

Illustration 5-6: Bicycle Parking Stalls and Access Aisle Dimensions



- f) *Shower and change facilities* shall be provided in conjunction with the *Class A bicycle parking stalls* required for any non-residential uses in accordance with Table 5-4.

Table 5-4: Regulations for Shower and Change Facilities

Required Number of Class A Bicycle Parking Stalls	Minimum total area of Shower and Change Facilities	Minimum number of Showers within Shower and Change Facilities
5-60	8 m ²	2 showers
61-120	12 m ²	4 showers
121-180	16 m ²	6 showers
Greater than 180	20 m ²	8 showers

- g) Despite Table 5-5, the number of *parking spaces* required for any non-residential use requiring *shower and change facilities* may be reduced by 1 *parking space* per required shower.

5.6 **MINIMUM AND MAXIMUM PARKING SPACE PROVISIONS**

- a) *Parking spaces, visitor parking spaces, and bicycle parking stalls* shall be provided for any use, where a zone permits the use, at a minimum and maximum of the rates specified for the applicable zone(s) within Table 5-5.
- b) On a lot with *existing parking spaces* that exceed the maximum number of *parking spaces* permitted through Table 5-5, the number of *existing parking spaces* shall be maximum number of *parking spaces*.
- c) Except in a UGC zone, the maximum *parking space* requirement in Table 5-5 shall only apply where 20 or more *parking spaces* are required. Where 19 or fewer *parking spaces* is the minimum requirement, the maximum *parking space* requirement shall be:
- i) The minimum *parking spaces* required plus 5 *parking spaces*.
- d) Where the calculation of the total required *parking spaces, visitor parking spaces, or bicycle parking stalls* results in a fraction, then the requirement shall be the next higher whole number.

Table 5-5: Regulations for Minimum and Maximum Parking Requirements

Use	Minimum and Maximum Required Rates for Parking Spaces, Visitor Parking Spaces, and Bicycle Parking Stalls			
		UGC Zones	MIX Zones	All Other Zones
<u>RESIDENTIAL</u>				
<i>Lodging House;</i>	Minimum 1 parking space per:	No minimum	63 m ² GFA	63 m ² GFA
	Maximum 1 parking space per:	92 m ² GFA	48 m ² GFA	48 m ² GFA
Multiple Residential Buildings: <i>Cluster Townhouse Dwelling;</i> <i>Dwelling Unit;</i> <i>Multiple Dwelling;</i>	Minimum parking spaces:	No minimum	0.9 per dwelling unit	1.0 per dwelling unit
	Minimum visitor parking spaces:	0 per dwelling unit	0.1 per dwelling unit only where 5 or more dwelling units are on a lot	5-80 dwelling units: 0.15 per dwelling unit OR 81+ dwelling units: 0.1 per dwelling unit
	Maximum parking spaces (including visitor):	1 per dwelling unit	1.3 per dwelling unit	1.4 per dwelling unit
	Minimum Class A Bicycle Parking Stalls:	1 per dwelling unit without a private garage	0.5 per dwelling unit without a private garage	0.5 per dwelling unit without a private garage
	Minimum Class B Bicycle Parking Stalls:	2, or 6 where more than 20 dwelling units are on a lot	2, or 6 where more than 20 dwelling units are on a lot	2, or 6 where more than 20 dwelling units are on a lot
<i>Residential Care Facility, Large</i>	Minimum 1 parking space per:	No minimum	92 m ² GFA	92 m ² GFA
	Maximum 1 parking space per:	92 m ² GFA	70 m ² GFA	70 m ² GFA
	Minimum 1 Class A Bicycle Parking Stall per:	110 m ² GFA	710 m ² GFA	710 m ² GFA
	Class B Bicycle Parking Stalls:	2, or 6 if greater than 550 m ² GFA	2, or 6 if greater than 550 m ² GFA	2, or 6 if greater than 550 m ² GFA
<i>Residential Care Facility, Small</i>	Minimum parking spaces:	n/a	2 per facility	2 per facility
<i>Single-Detached Dwelling, Semi-Detached Dwelling, and Street Townhouse Dwelling;</i>	Minimum parking spaces:	n/a	n/a	1 per dwelling unit
<i>Additional Dwelling Unit (Attached) and Additional Dwelling Unit (Detached)</i>	Minimum parking spaces:	n/a	n/a	1 per dwelling unit

Use	Minimum and Maximum Required Rates for Parking Spaces, Visitor Parking Spaces, and Bicycle Parking Stalls			
		UGC Zones	MIX Zones	All Other Zones
<u>NON-RESIDENTIAL</u>				
Agricultural: <i>Agriculture;</i> <i>Agriculture-Related;</i> and, <i>On-Farm Diversified</i>	Minimum <i>parking spaces</i> :	n/a	n/a	0
<i>Automotive Detailing and Repair Operation</i>	Minimum <i>parking spaces</i> :	n/a	n/a	3 per service bay
	Maximum <i>parking spaces</i> :	n/a	n/a	130% of the minimum <i>parking spaces</i>
	Minimum 1 <i>Class A Bicycle Parking Stall</i> per:	n/a	n/a	1,500 m ² GFA
	Minimum 1 <i>Class B Bicycle Parking Stall</i> per:	n/a	n/a	3,000 m ² GFA
<i>Brewpub</i>	Minimum 1 <i>parking space</i> per:	No minimum	20 m ² GFA	20 m ² GFA
	Maximum 1 <i>parking space</i> per:	23 m ² GFA	15 m ² GFA	15 m ² GFA
	Minimum 1 <i>Class A Bicycle Parking Stall</i> per:	250 m ² GFA	250 m ² GFA	250 m ² GFA
	Minimum <i>Class B Bicycle Parking Stalls</i> :	2	2	2
<i>Campground</i>	Minimum <i>parking spaces</i> :	n/a	n/a	1.1 per camp site
<i>Car Wash</i>	Minimum <i>parking spaces</i> :	n/a	n/a	0, provide <i>stacking spaces</i> in accordance with Section 5.11
<i>Cemetery</i>	Minimum <i>parking spaces</i> :	0	0	0
<i>Commercial Entertainment</i>	Minimum 1 <i>parking space</i> per:	No minimum	40 m ² GFA	40 m ² GFA
	Maximum 1 <i>parking space</i> per:	60 m ² GFA	23 m ² GFA	23 m ² GFA
	Minimum 1 <i>Class A Bicycle Parking Stall</i> per:	500 m ² GFA	500 m ² GFA	500 m ² GFA
	Minimum 1 <i>Class B Bicycle Parking Stall</i> per:	250 m ² GFA	250 m ² GFA	250 m ² GFA

Use	Minimum and Maximum Required Rates for Parking Spaces, Visitor Parking Spaces, and Bicycle Parking Stalls			
		UGC Zones	MIX Zones	All Other Zones
<i>Commercial Parking Facility</i>	Minimum <i>parking spaces</i> :	0	n/a	0
<i>Commercial Vehicle Wash Facility</i>	Minimum <i>parking spaces</i> :	n/a	n/a	1 per bay
<i>Day Care Facility</i>	Minimum 1 <i>parking space</i> per:	No minimum	40 m ² GFA	30 m ² GFA
	Maximum 1 <i>parking space</i> per:	92 m ² GFA	30 m ² GFA	23 m ² GFA
	Minimum 1 <i>Class A Bicycle Parking Stall</i> per:	333 m ² GFA	500 m ² GFA	500 m ² GFA
<i>Drive-Through Facility</i>	Minimum <i>parking spaces</i> :	n/a	n/a	0, provide <i>stacking spaces</i> in accordance with Section 5.11
Industrial Employment: <i>Catering Service Establishment,</i> <i>Heavy Repair Operation,</i> <i>Indoor Recycling Operation,</i> <i>Manufacturing,</i> <i>Outdoor Recycling Operation,</i> <i>Printing or Publishing Establishment,</i> <i>Propane Facility,</i> <i>Restoration, Janitorial or Security Services;</i> <i>and,</i> <i>Tradesperson or Contractor's Establishment</i>	Minimum 1 <i>parking space</i> per:	No minimum	90 m ² GFA	90 m ² GFA
	Maximum 1 <i>parking space</i> per:	92 m ² GFA	70 m ² GFA	70 m ² GFA
	Minimum 1 <i>Class A Bicycle Parking Stall</i> per:	1,000 m ² GFA	1,500 m ² GFA	1,500 m ² GFA
	Minimum 1 <i>Class B Bicycle Parking Stall</i> per:	2,000 m ² GFA	3,000 m ² GFA	3,000 m ² GFA

Use	Minimum and Maximum Required Rates for Parking Spaces, Visitor Parking Spaces, and Bicycle Parking Stalls			
		UGC Zones	MIX Zones	All Other Zones
Fitness Centre	Minimum 1 parking space per:	No minimum	30 m ² GFA	20 m ² GFA
	Maximum 1 parking space per:	60 m ² GFA	23 m ² GFA	15 m ² GFA
	Minimum 1 Class A Bicycle Parking Stall per:	500 m ² GFA	1,000 m ² GFA	1,000 m ² GFA
	Minimum 1 Class B Bicycle Parking Stall per:	250 m ² GFA	500 m ² GFA	500 m ² GFA
Funeral Home	Minimum 1 parking space per:	n/a	n/a	23 m ² GFA
	Maximum 1 parking space per:	n/a	n/a	17 m ² GFA
Gas Station	Minimum parking spaces:	n/a	n/a	0, provide <i>stacking spaces</i> in accordance with Section 5.11
Golf Course	Minimum parking spaces:	n/a	n/a	1 per 23 m ² GFA, plus 4 per <i>golf course hole</i>
	Minimum 1 Class A Bicycle Parking Stall per:	n/a	n/a	1,000 m ² GFA
Health Clinic	Minimum 1 parking space per:	No minimum	19 m ² GFA	19 m ² GFA
	Maximum 1 parking space per:	23 m ² GFA	15 m ² GFA	15 m ² GFA
	Minimum 1 Class A Bicycle Parking Stall per:	500 m ² GFA	1,000 m ² GFA	1,000 m ² GFA
	Minimum 1 Class B Bicycle Parking Stall per:	167 m ² GFA	333 m ² GFA	333 m ² GFA
Home Occupation	Minimum number of parking spaces:	No minimum	1 plus any parking spaces required for the dwelling unit (1)	1 for occupation plus 1 for any non-resident employee plus any parking spaces required for the dwelling unit (1)
Hospice	Minimum parking spaces:	No minimum	1 per bed	1 per bed
	Maximum parking spaces:	1 per bed	1.3 per bed	1.3 per bed
	Minimum 1 Class A Bicycle Parking Stall per:	125 m ² GFA	500 m ² GFA	500 m ² GFA
	Minimum 1 Class B Bicycle Parking Stall per:	167 m ² GFA	667 m ² GFA	667 m ² GFA

Use	Minimum and Maximum Required Rates for Parking Spaces, Visitor Parking Spaces, and Bicycle Parking Stalls			
		UGC Zones	MIX Zones	All Other Zones
<i>Hospital</i>	Minimum 1 <i>parking space</i> per:	No minimum	n/a	70 m ² GFA
	Maximum 1 <i>parking space</i> per:	70 m ² GFA	n/a	54 m ² GFA
	Minimum 1 <i>Class A Bicycle Parking Stall</i> per:	750 m ² GFA	n/a	1,000 m ² GFA
	Minimum 1 <i>Class B Bicycle Parking Stall</i> per:	1,500 m ² GFA	n/a	2,000 m ² GFA
<i>Hotel</i>	Minimum <i>parking spaces</i> :	No minimum	1 per guest room	1 per guest room
	Maximum <i>parking spaces</i> :	1 per guest room	1.3 per guest room	1.3 per guest room
	Minimum <i>Class A Bicycle Parking Stalls</i> :	1 per 30 guest rooms	1 per 40 guest rooms	1 per 40 guest rooms
	Minimum <i>Class B Bicycle Parking Stall</i> :	2, or 6 if greater than 75 guest rooms	2, or 6 if greater than 75 guest rooms	2, or 6 if greater than 75 guest rooms
Industrial Storage and Transport: <i>Bulk Fuel and Oil Storage Establishment,</i> <i>Salvage or Scrap Yard,</i> <i>Towing Compound,</i> <i>Transportation Facility,</i> <i>Truck Transport Terminal; and,</i> <i>Warehouse</i>	Minimum <i>parking spaces</i> :	n/a	n/a	The greater of 1 per 1,500 m ² GFA, or 2
	Maximum 1 <i>parking space</i> per:	n/a	n/a	70 m ² GFA
	Minimum 1 <i>Class A Bicycle Parking Stall</i> per:	n/a	n/a	1,500 m ² GFA
	Minimum 1 <i>Class B Bicycle Parking Stall</i> per:	n/a	n/a	3,000 m ² GFA

Use	Minimum and Maximum Required Rates for Parking Spaces, Visitor Parking Spaces, and Bicycle Parking Stalls			
		UGC Zones	MIX Zones	All Other Zones
<i>Light Repair Operation</i>	Minimum 1 parking space per:	n/a	90 m ² GFA	90 m ² GFA
	Maximum 1 parking space per:	95 m ² GFA	70 m ² GFA	70 m ² GFA
	Minimum 1 Class A Bicycle Parking Stall per:	1,000 m ² GFA	1,500 m ² GFA	1,500 m ² GFA
	Minimum 1 Class B Bicycle Parking Stall per:	2,000 m ² GFA	3,000 m ² GFA	3,000 m ² GFA
<i>Natural Heritage Conservation</i>	Minimum parking spaces:	n/a	n/a	0
<i>Night Club</i>	Minimum parking spaces:	n/a	n/a	n/a
	Maximum 1 parking space per:	60 m ² GFA	n/a	n/a
	Minimum 1 Class A Bicycle Parking Stall per:	100 m ² GFA	n/a	n/a
	Minimum Class B Bicycle Parking Stalls:	2 per night club	n/a	n/a
Multi-Unit Parking Rate (2)(3)(4)	Minimum 1 parking space per:	n/a	35 m ² GFA	35 m ² GFA
	Maximum 1 parking space per:	n/a	24 m ² GFA	24 m ² GFA
	Minimum 1 Class A Bicycle Parking Stall per:	n/a	1,000 m ² GFA	1,000 m ² GFA
	Minimum 1 Class B Bicycle Parking Stall per:	n/a	333 m ² GFA	333 m ² GFA

Use	Minimum and Maximum Required Rates for Parking Spaces, Visitor Parking Spaces, and Bicycle Parking Stalls			
		UGC Zones	MIX Zones	All Other Zones
Office and Office-Related: <i>Biotechnological Establishment,</i> <i>Computer, Electronic, Data Processing, or Server Establishment,</i> <i>Industrial Administrative Office;</i> <i>Office;</i> <i>Research and Development Establishment,</i> <i>and,</i> <i>Social Service Establishment</i>	Minimum 1 parking space per:	50 m ² GFA, only for office GFA in excess of 4,000m ² .	33 m ² GFA	33 m ² GFA
	Maximum 1 parking space per:	38 m ² GFA	25 m ² GFA	25 m ² GFA
	Minimum 1 Class A Bicycle Parking Stall per:	333 m ² GFA	500 m ² GFA	500 m ² GFA
	Minimum 1 Class B Bicycle Parking Stall per:	500 m ² GFA	750 m ² GFA	750 m ² GFA
<i>Outdoor Active Recreation</i>	Minimum parking spaces:	n/a	n/a	2 per court, plus 20 per playing field
	Minimum Class B Bicycle Parking Stalls:	n/a	n/a	1 per court plus 6 per playing field
<i>Outdoor Passive Recreation</i>	Minimum parking spaces:	n/a	n/a	0
Place of Assembly and Community: <i>Community Facility,</i> <i>Conference, Convention, or Exhibition Facility,</i> <i>and,</i> <i>Cultural Facility</i>	Minimum 1 parking space per:	No minimum	23 m ² GFA	23 m ² GFA
	Maximum 1 parking space per:	75 m ² GFA	17 m ² GFA	17 m ² GFA
	Minimum 1 Class A Bicycle Parking Stall per:	500 m ² GFA	1000 m ² GFA	1,000 m ² GFA
	Minimum 1 Class B Bicycle Parking Stall per:	250 m ² GFA	500 m ² GFA	500 m ² GFA

Use	Minimum and Maximum Required Rates for Parking Spaces, Visitor Parking Spaces, and Bicycle Parking Stalls			
		UGC Zones	MIX Zones	All Other Zones
<i>Place of Worship</i>	Minimum 1 parking space per:	No minimum	23 m ² GFA	23 m ² GFA
	Maximum 1 parking space per:	30 m ² GFA	17 m ² GFA	17 m ² GFA
	Minimum 1 Class A Bicycle Parking Stall per:	500 m ² GFA	1,000 m ² GFA	1,000 m ² GFA
	Minimum 1 Class B Bicycle Parking Stall per:	250 m ² GFA	500 m ² GFA	500 m ² GFA
<i>Restaurant</i>	Minimum 1 parking space per:	No minimum	7.5 m ² GFA	7.5 m ² GFA
	Maximum 1 parking space per:	15 m ² GFA	5 m ² GFA	5 m ² GFA
	Minimum 1 Class A Bicycle Parking Stall per:	100 m ² GFA	250 m ² GFA	250 m ² GFA
	Minimum Class B Bicycle Parking Stalls:	2 per restaurant	2 per restaurant	2 per restaurant
<i>School, Elementary</i>	Minimum 1 parking space per:	n/a	n/a	100 m ² GFA, including portables
	Maximum 1 parking space per:	n/a	n/a	75 m ² GFA, including portables
	Minimum 1 Class A Bicycle Parking Stall per:	n/a	n/a	1,000 m ² GFA
	Minimum 1 Class B Bicycle Parking Stall per:	n/a	n/a	100 m ² GFA
<i>School, Post-Secondary</i>	Minimum 1 parking space per:	No minimum	n/a	77 m ² GFA
	Maximum 1 parking space per:	130 m ² GFA	n/a	60 m ² GFA
	Minimum 1 Class A Bicycle Parking Stall per:	50 m ² GFA	n/a	50 m ² GFA
	Minimum Class B Bicycle Parking Stalls:	the greater of 1 per 50 m ² GFA, or 3	n/a	the greater of 1 per 50 m ² GFA, or 3

Use	Minimum and Maximum Required Rates for Parking Spaces, Visitor Parking Spaces, and Bicycle Parking Stalls			
		UGC Zones	MIX Zones	All Other Zones
<i>Adult Education School; and, School, Secondary</i>	Minimum 1 parking space per:	No minimum	n/a	120 m ² GFA including portables
	Maximum 1 parking space per:	125 m ² GFA, plus 2 per portable	n/a	92 m ² GFA including portables
	Minimum 1 Class A Bicycle Parking Stall per:	500 m ² GFA	n/a	1,000 m ² GFA
	Minimum 1 Class B Bicycle Parking Stall per:	100 m ² GFA	n/a	100 m ² GFA
Services and Retail: <i>Animal Shelter; Artisan's Establishment; Building Material and Decorating Supply Establishment; Convenience Retail; Craftsperson Shop; Financial Establishment; Garden Centre, Nursery, and/or Landscaping Supply; Major Equipment Supply and Service; Pawn Establishment; Payday Loan Establishment; Personal Services; Pet Boarding; Pet Services Establishment; Print Shop; Propane Retail Outlet; Retail; and, Retail of Motor Vehicles and Major Recreational Equipment.</i>				
Services and Retail (see uses above)	Minimum 1 parking space per:	No minimum	40 m ² GFA	33 m ² GFA
	Maximum 1 parking space per:	72 m ² GFA	27 m ² GFA	24 m ² GFA
	Minimum 1 Class A Bicycle Parking Stall per:	500 m ² GFA	1,000 m ² GFA	1,000 m ² GFA
	Minimum 1 Class B Bicycle Parking Stall per:	167 m ² GFA	333 m ² GFA	333 m ² GFA

Use	Minimum and Maximum Required Rates for Parking Spaces, Visitor Parking Spaces, and Bicycle Parking Stalls			
		UGC Zones	MIX Zones	All Other Zones
Training: <i>Commercial Driver and Training Establishment, and, Commercial School;</i>	Minimum 1 parking space per:	No minimum	40 m ² GFA	40 m ² GFA
	Maximum 1 parking space per:	42 m ² GFA	30 m ² GFA	30 m ² GFA
	Minimum 1 Class A Bicycle Parking Stall per:	500 m ² GFA	1,000 m ² GFA	1,000 m ² GFA
	Minimum 1 Class B Bicycle Parking Stall per:	167 m ² GFA	333 m ² GFA	333 m ² GFA
<i>Large Merchandise Retail</i>	Minimum 1 parking space per:	n/a	n/a	33 m ² GFA
	Maximum 1 parking space per:	n/a	n/a	25 m ² GFA
	Minimum 1 Class A Bicycle Parking Stall per:	n/a	n/a	1,000 m ² GFA
	Minimum 1 Class B Bicycle Parking Stall per:	n/a	n/a	500 m ² GFA
<i>Transportation Depot</i>	Minimum 1 parking space per:	n/a	n/a	40 m ² GFA, exclusive of any parking for fleet vehicles
	Maximum 1 parking space per:	n/a	n/a	30 m ² GFA, exclusive of any parking for fleet vehicles
	Minimum 1 Class A Bicycle Parking Stall per:	n/a	n/a	1,500 m ² GFA
	Minimum 1 Class B Bicycle Parking Stall per:	n/a	n/a	3,000 m ² GFA
<i>Veterinary Services</i>	Minimum 1 parking space per:	No minimum	40 m ² GFA	40 m ² GFA
	Maximum 1 parking space per:	53 m ² GFA	30 m ² GFA	30 m ² GFA
	Minimum 1 Class A Bicycle Parking Stall per:	500 m ² GFA	1,000 m ² GFA	1,000 m ² GFA

Use	Minimum and Maximum Required Rates for Parking Spaces, Visitor Parking Spaces, and Bicycle Parking Stalls			
		UGC Zones	MIX Zones	All Other Zones
	<u>OTHER USES</u>			
All other uses not otherwise listed	Minimum 1 parking space per:	No minimum	40 m ² GFA	40 m ² GFA
	Maximum 1 parking space per:	42 m ² GFA	30 m ² GFA	30 m ² GFA
	Minimum Class B Bicycle Parking Stalls:	10% of total required parking spaces	10% of total required parking spaces	10% of total required parking spaces

Additional Regulations for Minimum and Maximum Parking Requirements Table 5-5

- (1) 0 parking spaces are required for a *home occupation use* that is an *office* or *indirect sales* with no employees or clients to the premises, or for a *home occupation* within a *single detached dwelling* with an *additional dwelling unit(s) attached* or *additional dwelling unit (detached)*, *semi-detached dwelling* with an *additional dwelling unit(s) attached* or *additional dwelling unit (detached)*, *street townhouse dwelling* with an *additional dwelling unit(s) attached* or *additional dwelling unit (detached)*, *cluster townhouse dwelling*, or *multiple dwelling*.

If the home business does not have a non-resident employee, then the required *parking spaces* for the home business and dwelling unit may be arranged in *tandem*.

- (2) The *multi-unit parking rate* shall only be applied where there are three or more separate spaces for lease and/or occupancy and shall not include *manufacturing* or *warehouse*.
- (3) The following shall only apply to a *multi-unit building* or *multi-unit development* with a *gross floor area* of 1,000 square metres or less where the *multi-unit parking rate* applies:
- a. *Restaurant* and *health clinic* shall each only be permitted to use the *multi-unit parking rate* up to a maximum of 30 percent of the *gross floor area* of the *multi-unit building* or *multi-unit development*. *Parking space* requirements for additional *gross floor area* shall be in accordance with the individual rate identified in Table 5-5;
 - b. Subsection a) shall not apply to *bicycle parking stall* requirements.
- (4) In an *EMP zone*, the *parking space* and *bicycle parking stall* requirements shall be the lesser of the *multi-unit parking rate* or the aggregate individual *use* requirement.

5.7 PARKING REQUIREMENTS FOR MIXED-USE BUILDINGS & DEVELOPMENTS

- a) Where there is a *residential use* on a *lot* where the *non-residential uses* qualify for the *multi-unit parking rate*, the following shall apply:
 - i) Visitor *parking spaces* shall not be required for the *residential use*; and,
 - ii) All *parking spaces* shall be shared between *uses* and unassigned.

5.8 ELECTRIC VEHICLE PARKING SPACE PROVISIONS

- a) A minimum of 20 percent of the *parking spaces* required for *multiple dwellings* shall be designed to permit the future installation of *electric vehicle supply equipment*.
- b) Where *parking spaces* required for *non-residential uses* and *large residential care facility* are not located within a *building*, a minimum of 17.5 percent of the *parking spaces* shall be designed to permit the future installation of *electric vehicle supply equipment* and a minimum of 2.5 percent of the *parking spaces* shall be *electric vehicle parking spaces*.
- c) Despite Subsection b), where the calculation of the total required *electric vehicle parking spaces* or *parking spaces* designed to permit the future installation of *electric vehicle supply equipment* results in a fraction, then the requirement shall be the next lowest number.
- d) All required *electric vehicle parking spaces* shall be clearly identified and demarcated.
- e) In a *UGC zone*, Subsections a) through d) shall apply to the number of *parking spaces* provided, where any are provided at all.
- f) Subsections a) through e) shall only be required for *buildings* or portions of *buildings* that were not *existing* on the date of passage of this By-law.

5.9 BARRIER-FREE ACCESSIBLE PARKING SPACE PROVISIONS

- a) Type A *barrier-free accessible parking spaces* must be a minimum of 3.4 metres in width and a minimum of 5.5 metres in length.
- b) Type B *barrier-free accessible parking spaces* must be a minimum of 2.4 metres in width and a minimum of 5.5 metres in length.
- c) Where one *barrier-free accessible parking space* is required, it shall be a Type A *barrier-free accessible parking space*.

- d) Where an even number of *barrier-free accessible parking spaces* are required, an equal number of Type A and Type B *barrier-free accessible parking spaces* shall be provided.
- e) Where an odd number of *barrier-free accessible parking spaces* are required, an equal number of Type A and Type B *barrier-free accessible parking spaces* shall be provided, where the additional *parking space* may be a Type B *barrier-free accessible parking space*.
- f) *Access aisles* shall be provided for all *barrier-free accessible parking spaces*, may be shared between two spaces, and shall meet the following requirements:
- i) the *access aisles* shall be a minimum of 1.5 metres in width;
 - ii) the *access aisle* shall extend the full length of the *parking space*; and,
 - iii) the *access aisles* shall be marked with high tonal contrast diagonal lines, which discourage parking in them, where the surface is asphalt, concrete or some other dust-free hard surface.
- g) *Barrier-free accessible parking spaces* shall be provided in accordance with Table 5-6, rounding up to the nearest whole number.

Table 5-6: Regulations for Barrier-Free Accessible Parking Space Requirements

Number of Parking Spaces Required	Number of Barrier-free Accessible Parking Spaces Required
0	0
1-12	1 of total required <i>parking spaces</i>
13-100	4% of total required <i>parking spaces</i>
101-200	1, plus 3% of total required <i>parking spaces</i>
201-1000	2, plus 2% of total required <i>parking spaces</i>
1000 +	11, plus 1% total required <i>parking spaces</i>

- h) On any *lot* where 0 *parking spaces* are required, Subsection a) through g) shall apply to the number of *parking spaces* provided, where any are provided at all.
- i) A maximum of 50 percent of the *barrier-free accessible parking spaces* for a *residential use* may also be counted toward the required *visitor parking spaces* for the same *use*.
- j) Despite Subsections c) through i), *barrier free accessible parking spaces* are not required on a *lot* with only 4 or fewer *dwelling units*.

5.10 LOADING SPACE PROVISIONS

Where one or more *loading spaces* are provided, the following shall apply:

- a) *loading space* shall not be permitted within 6 metres of a *street line*; and,
- b) *loading spaces* shall not be permitted within 7.5 metres of an abutting *residential zone* unless the *loading spaces* are located entirely within a *building*.

5.11 **STACKING PROVISIONS**

- a) *Stacking lanes* shall not be located within 3 metres of a *street line*.
- b) *Stacking lanes* for a *drive-through facility* shall not be located within a *front yard* or *exterior side yard*.
- c) Despite Subsection b), on a *corner lot*, *stacking lanes* for a *drive through facility* may locate in either a *front yard*, or *exterior side yard*, but not both.
- d) Entrance ways to *stacking lanes* shall be separated a minimum travelled distance of 16.5 metres from the closest *driveway*, measured from the centre point of the closest *driveway* at the *lot line* along the route travelled to the last required *stacking space* in the *stacking lane*.
- e) A *stacking space* shall be a minimum of 2.6 metres in width and a minimum of 6.5 metres in length.
- f) A *stacking space* shall lead both to and from a fueling area, service window, kiosk, or booth in accordance with Table 5-7.

Table 5-7: Regulations for Stacking Space Requirements

Use	Minimum Number of Stacking Spaces
<i>Car Wash (automatic)</i>	10
<i>Car Wash (self service)</i>	2 per washing bay
<i>Financial Establishment</i>	3
<i>Gas Station</i>	2 per fueling area
<i>Restaurant</i>	13
<i>Retail</i>	3

- g) Subsections a) through f) shall not apply to *existing stacking lanes* and *existing stacking spaces*.

5.12 **EQUIPMENT AND VEHICLE STORAGE PROVISIONS**

5.12.1 **Commercial Vehicles and Equipment**

Parking or storage of *commercial vehicles* and equipment on *lots* within a RES zone shall be located fully within an enclosed *building* or *structure*.

5.12.2 Major Recreational Equipment

- a) Parking or storage of *major recreational equipment* on *lots* within a RES zone shall be located fully within an enclosed *building* or *structure*.
- b) Despite Subsection a), *major recreational equipment* may be parked or stored in a *rear yard*, an *interior side yard*, or in a carport provided that it is screened by a visual barrier in accordance with Section 4.18 of this By-law. *Major recreational equipment* that exceeds 1.4 metres in height and is located within an *interior side yard* shall be located a minimum of 1.2 metres from an *interior side lot line*.
- c) Despite Subsection a), *major recreational equipment* may be parked or stored on a *driveway* between May 1 and October 31 provided that such equipment is located outside of a *driveway visibility triangle*.
- d) *Major recreational equipment* shall not be *used* for living, sleeping, or housekeeping purposes when located on a *lot* within any *zone*.
- e) Despite subsections b) and c) above, snowmobiles or other similar winter-season recreational equipment and portable structures for transporting such equipment shall not be stored or parked on a *driveway* between May 1st and October 31st, but may be stored or parked on a *driveway* wholly inside the *lot line* between November 1st and April 30th provided that such equipment shall not obstruct the visibility of vehicular or pedestrian traffic movement within a *street* or *lane*.

5.12.3 Utility Trailers

- a) On a *lot* containing a *residential use*, a *utility trailer* shall not be parked or stored in a *front yard*, or *exterior side yard*, except in a *driveway*.
- b) Despite Subsection a), a *utility trailer* that exceeds 6 metres in length inclusive of projections and attachments shall not be permitted on a *lot* within a RES zone.
- c) *Utility trailers* may be parked or stored in a *rear yard*, an *interior side yard*, or in a carport provided that it is screened by a visual barrier in accordance with Section 4.18 of this By-law.

5.12.4 Vehicles with a Snow Plough Blade

No more than one *motor vehicle* with an attached snow plough blade shall be parked or stored on a *lot* within a RES zone.